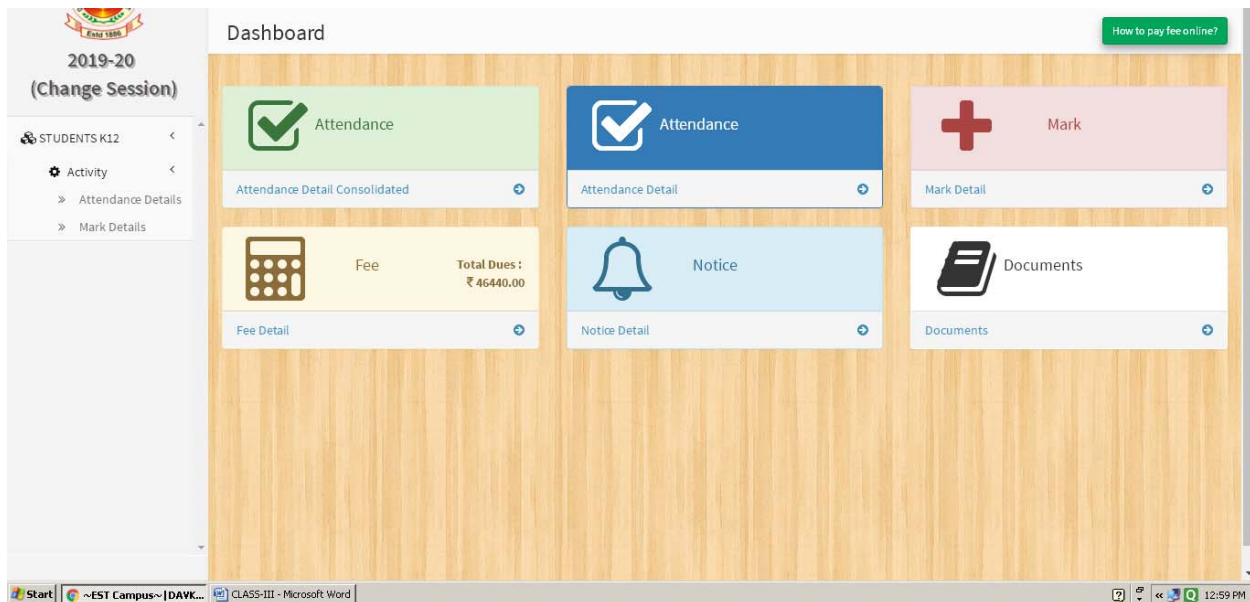


How to pay fee online

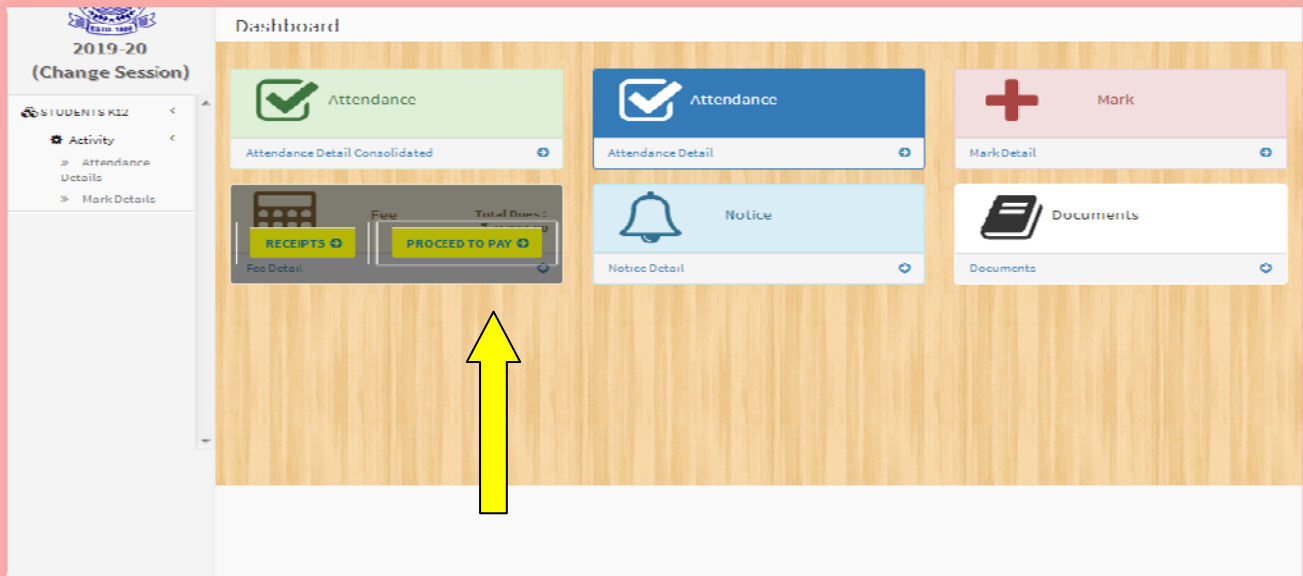
1. For Student login, the User ID is same as their admission no. (For Example Admission No. is 1345, User ID should be: 1345)
2. For student login: The student password is their date of birth (For Example: DOB: 02-11-2009, Password should be: 02112009).

After login student can change their password.

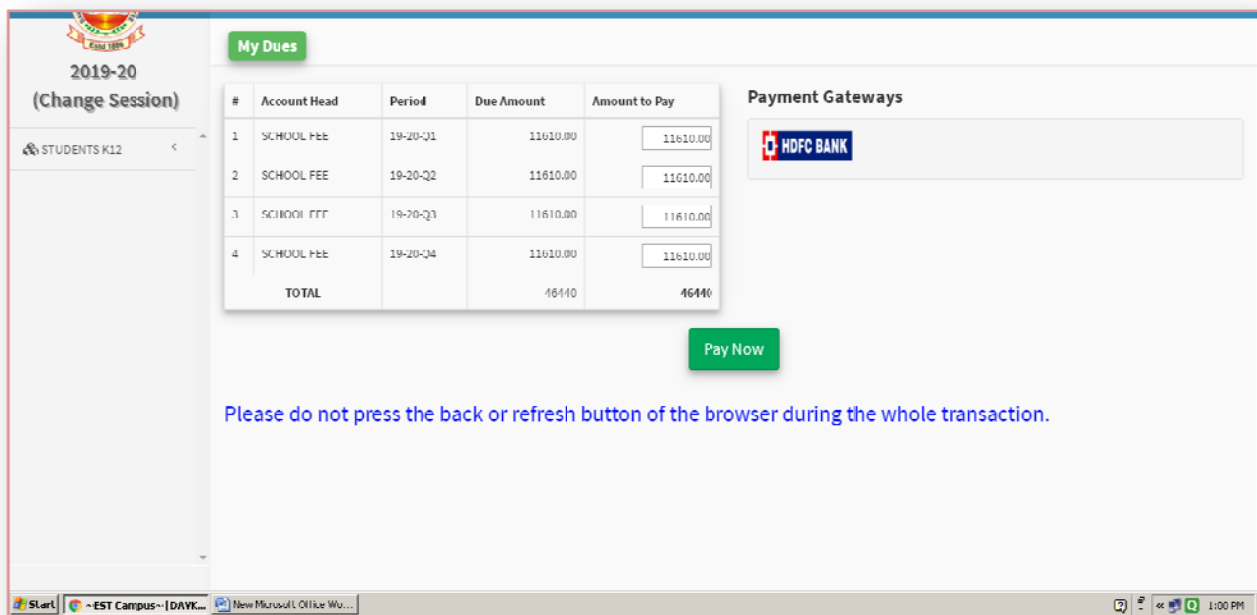
After login, the respective Dashboard screen will be displayed below.



- Step 6. Move the mouse cursor towards Fee, when cursor on Fee button two yellow button appear
1. Reciept, 2. Proceed to Pay, Click on Proceed to Pay



Step 6. After click on Proceed to pay, the below screen shows different account fee period wise. Due amount column shows the hole year fee which is not editable and another column shows Amount to pay which is editable,



In Amount to Pay column, either you may pay the hole year amount or edit whatever amount you want to pay. (Suppose you want to pay Q1(Quarter-1) School Fee, then you clear all the head from the Amount to Pay column except Q1 School Fee which is shown below screen.).

~EST Campus~|DAVNG

https://esk12.edusols.com/k12_fee/my_dues.php?role_code=TIRyaXN2UJZ5endLaESKem1tb1QxZz09

D.A.V PUBLIC SCHOOL, KALINGA NAGAR OMM PRAKASH SATAPATHY (k12 Students)

My Dues

#	Account Head	Period	Due Amount	Amount to Pay
1	SCHOOL FEE	19-20-Q1	11610.00	11610.00
2	SCHOOL FEE	19-20-Q2	11610.00	0
3	SCHOOL FEE	19-20-Q3	11610.00	0
4	SCHOOL FEE	19-20-Q4	11610.00	0
TOTAL			46440	46440

Payment Gateways

HDFC BANK

Pay Now

Please do not press the back or refresh button of the browser during the whole transaction.

2019-20 (Change Session)

STUDENTS K12

Start ~EST Campus~|DAVNG... New Microsoft Office Wo... 1:02 PM

Step 7: After edit the amount in Amount to pay column then click on HDFC Bank then Pay Now.

Step 8: After clicking on Pay Now the following screen shows below to pay the amount in different mode such as **Debit Card, Credit Card or Online Banking**. So you can pay according to you.

Secure Payment Page

https://secure.ebs.in/bg/ma/payment/pagewl/action/payment/rid/0865a00f7110918e7cb096ac45c8a61c0TM5MDQ4MDE%3D/

HDFC BANK We understand your world

esk12.edusols.com

Order No : 201920114 Total Amount : INR **11610.00**

HDFC Bank Credit Card >

HDFC Bank Debit Card

Other Bank Credit Card

Other Bank Debit Card

Net Banking

VISA **MasterCard** **discover**

Name On Card :

Card Number :

Card Expiry : Month Year

Card CVV :

Make Payment INR **11610.00**

more people around the world go with Visa. **VISA**

VERIFIED by VISA **MasterCard SecureCode**

No convenience fee or service charge is payable by the customer on debit card / UPI transactions

HDFC BANK © 2016 HDFC Bank Ltd. All rights reserved.. **Norton** powered by VeriSign

Start Secure Payment Pag... New Microsoft Office Wo... 1:04 PM

At the time of online transaction, Kindly wait for the response status to avoid failure of transaction.

The screenshot shows a web application interface. On the left is a sidebar with a logo at the top, the text "2019-20 (Change Session)", and a menu item "STUDENTS K12". The main content area has a green header "Online Payment" and a green success message box containing a checkmark icon and the word "SUCCESS". Below this, a white box displays "Amount Paid: 1.00" and "Payment Gateway Reference No.: QHMP7378712676".

After success message, go to the dashboard (Receipts) shown below to take the print of transaction..